

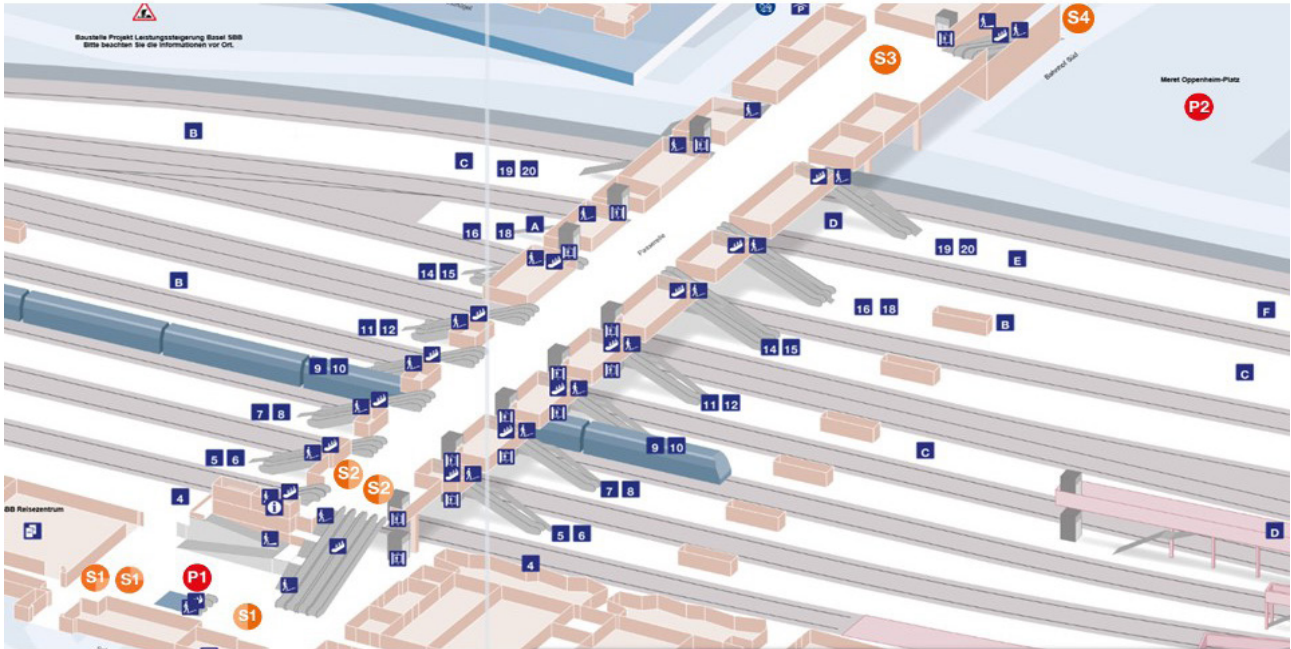
Promotions

Specifications Basel SBB



Basel SBB station

Location plan




- S1** One half sampling point, exit Centralplatz, city level on the left side
- S1 S1** 2 quarter distribution points, exit Centralplatz, city level right
- S2 S2** 2 half sampling points, passerelle, exit towards hall of the station
- S3** Sampling point, passerelle in front of head building
- S4** Sampling point, Güterstrasse / head building south, city level, exit Gundeldingen
- P1** Promotion area, hall of the station
- P2** Promotion area, Meret Oppenheim-Platz, Gundeldingen

Sampling points and promotion area



S1 One half sampling point, exit Centralplatz, city level on the left side, max. 2 promoters



S1 S1 2 quarter distribution points, exit Centralplatz, city level right, max. 1 promoter per quarter point




S2 2 half sampling points, passerelle, exit towards hall of the station, max. 2 promoters for each point



S3 Sampling point, passerelle in front of head building



S4 Sampling point, Güterstrasse / head building south, city level, exit Gundeldingen



The sampling points are each marked on the ground with a sticker. The promoters are only allowed to be near these points.



P1 Promotion area, hall of the station
7 x 5 = 35m²



P2 Promotion area, Meret Oppenheim-Platz, Gundeldingen
max. 10 x 10 = 100m²

Services

SBB free Wi-Fi	More information at: https://www.sbb.ch/bahnhof-services/am-bahnhof/dienstleistungen-ambahnhof/free-wifi.html
Registration of promotions	<p>Facility Management must be contacted by email at least 5 days before the start of the promotion. The e-mail address will be communicated when the permit is issued.</p> <p>Special at Basel SBB station: The logistics center is managed by SBB organization (Logistics center MOS). The distribution goods are transported to the promotion warehouse by this organization. From the promotion warehouse onwards, the organizer is again responsible for the logistics.</p>
Logistical information	Distribution goods are delivered via the Meret Oppenheim-Strasse logistics center (LZ MOS). Transportation to the promotion room is arranged by the LZ MOS staff. Further information can be found under "Information Logistics Center".
Storage room	Is available. The maximum storage capacity (uncooled) is 10-15 pallets.
Sampling of refrigerated products	<p>A refrigerated room is available. Capacity of max. 11 pallets.</p> <p>Parking of a refrigerated truck is possible in the MOS logistics center during the entire promotion.</p> <p>A freezer room is available. Capacity of max. 6 pallets.</p>
Access P1 and P2 with vehicle	<p>The maximum floor load is 500kg/m². Up to 2000kg at certain points. Vehicles up to 3.5m permitted.</p> <p>Dimensions for access to the promotion areas:</p> <p>P1: max. entrance height 3.0 m / width 3.7 m</p> <p>P2: max. entrance height 3.3 m / width 5.8 m</p> <p>Access is only permitted with an accompanying person from SBB Facility Management.</p>
Floor covering on promotion area P1 and P2	The surface (bitumen) of the pitches is very sensitive and the ground must be protected. Care must be taken to ensure that no sharp or angular objects are placed directly on it (e.g. heavy scaffolding or vehicle supports). No anchors may be placed in the flooring on the P2 surface. This can cause dents in the surface (especially in warm weather and sunshine). All supports, underlay wedges and other parts must be placed over a large area. The organizer is liable for any damage.
Power connections	For electricity there is a sink with various connections available. You can obtain access from Facility Management. See details on the following pages.
Access to WC facilities	Use public restrooms.
Parking	There are no parking spaces available for the promoters. The public station parking lot must be used. No parking spaces can be reserved. Payment is made directly on site at the public rates.
Transsicura/Facility Management	The security center is located on the south side of the station passerelle. Keys and batches are only handed over on presentation of ID.
Sound measures on the promotion area P1 and P2	Minimal sound reinforcement (< 80 dB) is possible, directed towards the promotional area.

Important information for distribution campaigns

- Guide lines for the blind must be kept clear at a minimum distance of 60 cm.
- In underpasses and basements, a maximum height of 2m applies to branded distribution containers. Any damage to sprinkler systems will have serious consequences and will be charged to the agency or the customer.
- A maximum of 4 promoters and one rollable container per promoter are permitted per entire distribution point.
- The rollable containers may display branding (incl. beach flag etc.).
- With the split sampling points “S1”, you benefit from a larger distribution radius and therefore more customer contacts. The maximum number of four promoters remains unchanged.

Access to the logistics center Basel SBB station / Meret Oppenheim-Strasse (LZ MOS)

Address for delivery LZ MOS

SBB AG, Personenverkehr
 CompanyMail, Transport & Logistik
 Meret-Oppenheim-Strasse 40
 4053 Basel


Contact logistics center for registration

Shift supervisor: +41 79 733 51 59
 Transsicura Basel: +41 51 229 18 20
 Team Leader Logistics: +41 79 930 59 93

Opening hours for deliveries

Main opening hours: 05:00 - 14:00
 Secondary opening hours: 14:00 - 18:00 (not continuously staffed)
 Special opening hours: 18:00 - 05:00 (registration 24 hours in advance)

Entry is only possible by prior appointment by telephone. Unregistered deliveries are not guaranteed entry.



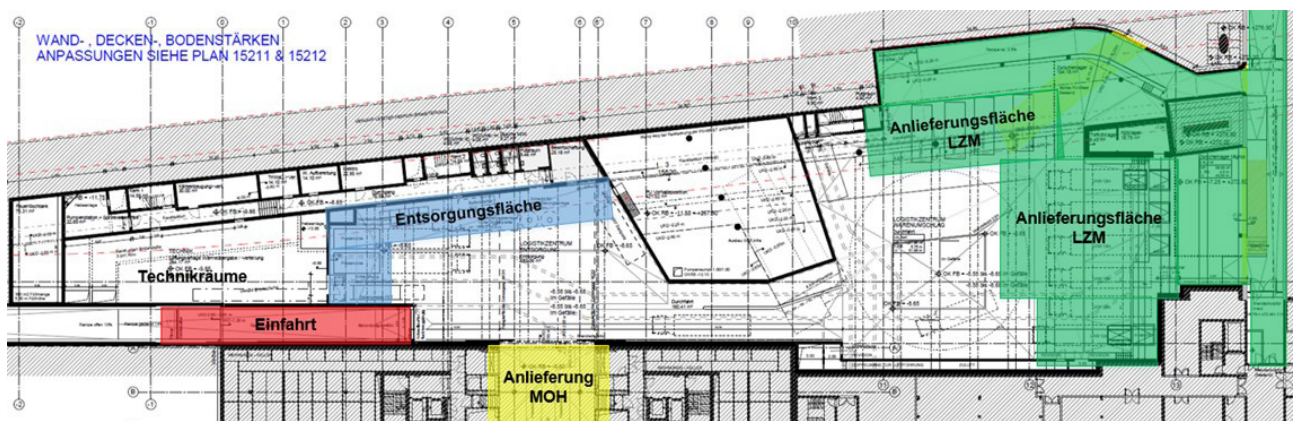
- Approach from the west, Margarethenstrasse.
- At the parking garage signs, turn right into Meret Oppenheim-Strasse.

- Access to the logistics center on the right in front of the Meret Oppenheimer tower.

- The driver must register using the bell call button or by telephone.
- The instructions of SBB staff must be awaited and followed.
- Entry is only permitted after approval.
- Pay attention to the traffic lights.
- Exiting vehicles always have priority.

(Approach from the east not possible, no turning possibility!)

If the entrance is blocked by a waiting vehicle, a loop must be driven. A maximum of one vehicle may be parked in the driveway.



Information Logistics Center (LZ MOS)

Access restriction

- Turning radius: max. 22 meters
- Smallest clear width for passages: 3.65 meters
- General clear heights: 4.2 meters
- Clear height in front of the waste disposal containers: 4.6 meters
- Ramp gradient: 10%, at one point 14%

Not allowed

- Trailer
- Semi-trailer
- Lowered lifting device
- Vehicles over 15 meters in length

Procedure for entry and exit

- Registered vehicles press “Ja” on the touchscreen (press the blue button).
- Observe the traffic light.
- “Green” = entry permitted for 1 vehicle.
- Drive onto the assigned ramp or parking space.
- Stopping on the entrance ramp is prohibited.
- The ground markings and the instructions of the SBB staff must be observed.
- Exiting vehicles always have priority.
- A vehicle will only be admitted if parking space is available.
- Only one vehicle may remain at the waiting position at the entrance.
- Rejected vehicles must leave the access area immediately.

Exit

- Drive up to the “STOP” ground marking.
- Traffic light “Red” = Stop
- Traffic light “Red flashing” = Exit registered, please wait
- Traffic light “Green” = Exit permitted (for 1 vehicle)
- Observe the traffic light at the gate.

Exit from the disposal area

- Remain in the parking lot as long as the red light is illuminated.
- Do not block the driveway (danger).
- Press the button.
- “White” light = exit announced, please wait
- “Green” light = driving up to the gate permitted
- Observe the traffic lights at the gate.



Loading and unloading incl. access ramps

- The LZ MOS terminal is operated internally at SBB by Company Transport & Logistik (CTL).
- CTL assigns the loading and unloading positions to the incoming trucks.
- The following parking spaces are available:
 - - 4x parking spaces with adjustment ramp for trucks up to 12 meters, two of which are permanently occupied
 - - 2x parking spaces for trucks up to 10 meters with rear unloading on a fixed ramp
 - - 4x delivery van parking spaces (please note: the height is limited to 2.6 to 2.8 meters in some cases)
 - - 1x parking space for trucks up to 10 meters in front of MOH
- Loading and unloading must be carried out by the freight forwarder. The CTL unloads from approx. 4 pallets.

Direct delivery to the distribution points and promotion area P1

In the following two cases, deliveries may be made via the east wing of the station:

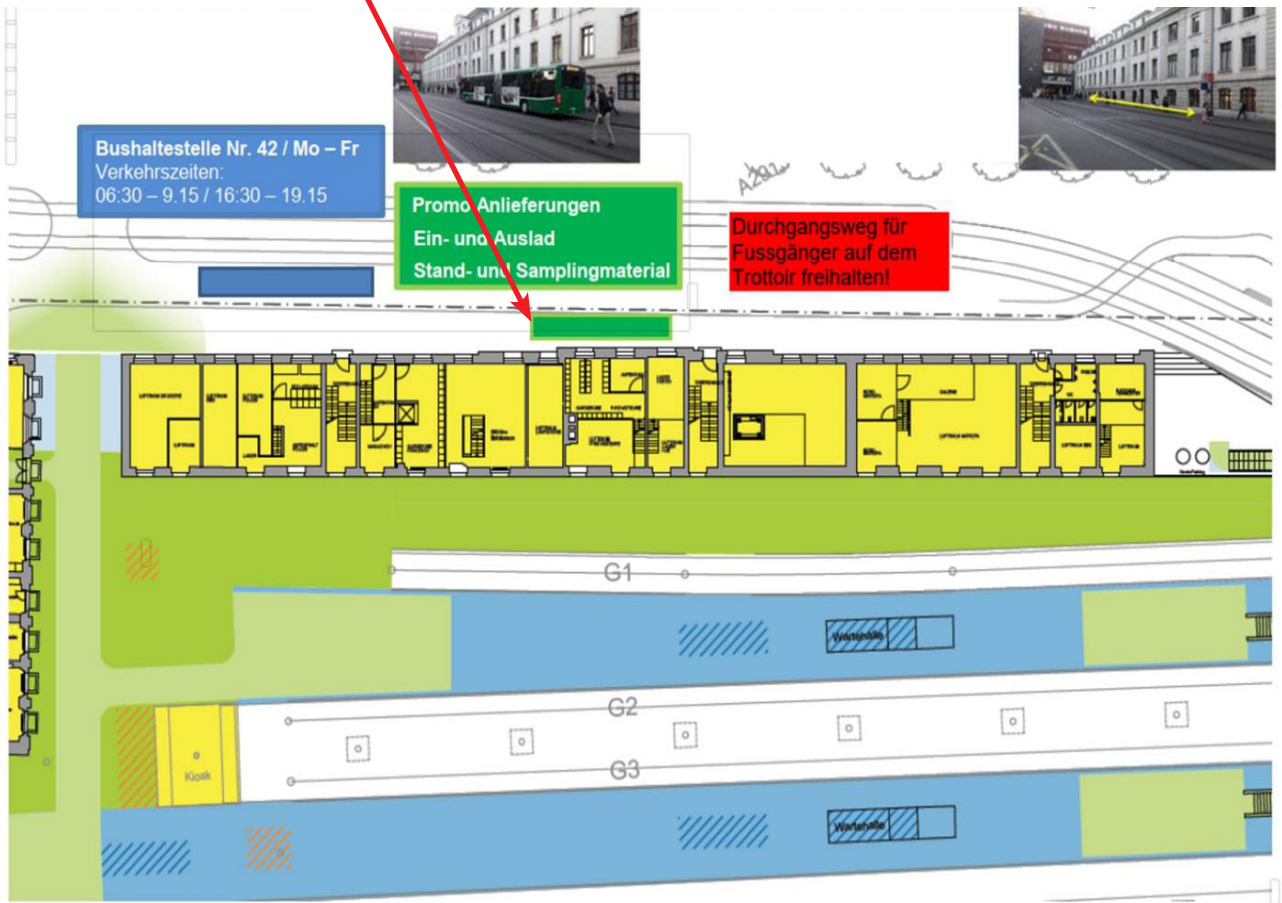

1. Loading and unloading of stand material for the P1 promotion area
2. Loading and unloading distribution containers during distribution campaigns

The vehicle may only be parked on the sidewalk (see sketch) for the loading and unloading of distribution containers, beach flags, stand material etc.. The vehicle must be removed immediately afterwards!

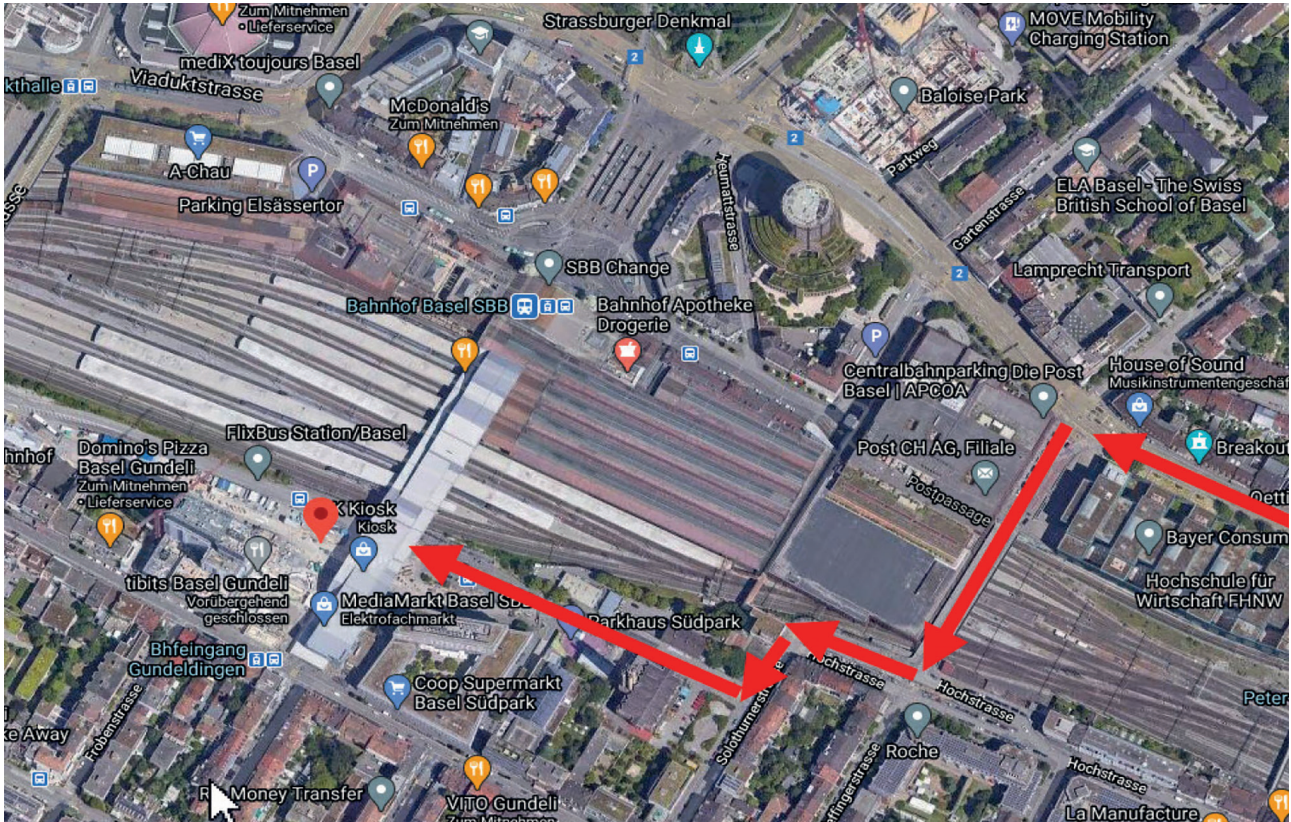
The distribution goods must be delivered via the Meret Oppenheim-Strasse logistics center (see pages 5 & 6).

Parking at Centralbahnstrasse 22 - 26 (along the east side of the office building)

Delivery exclusively for loading and unloading stand material and distribution containers!



Delivery of promotion area P2 / Meret Oppenheim-Platz



Deliveries will be made via Meret Oppenheim-Strasse, at the delivery ramp under the Passerelle.



From the ramp, you can reach the P2 promotion area through an intermediate space.




The keys to open the gates can be obtained from Transsicura (monitoring center) at Basel SBB station.

Power connections

Power connection P1

The minimum distance of 0.60 m parallel to the guide line for the blind must be observed.

Power connections are located in the floor box, 1 x CEE 32A (3X400V) und 3 x T13 10A (230V). Access only by facility ma-



Power connection P2

The power sockets (1 x CEE32A und 1 x T25 400 V 16 A) are located approx. 10 m from the area on the ground.

You can obtain access via Facility Management.

