

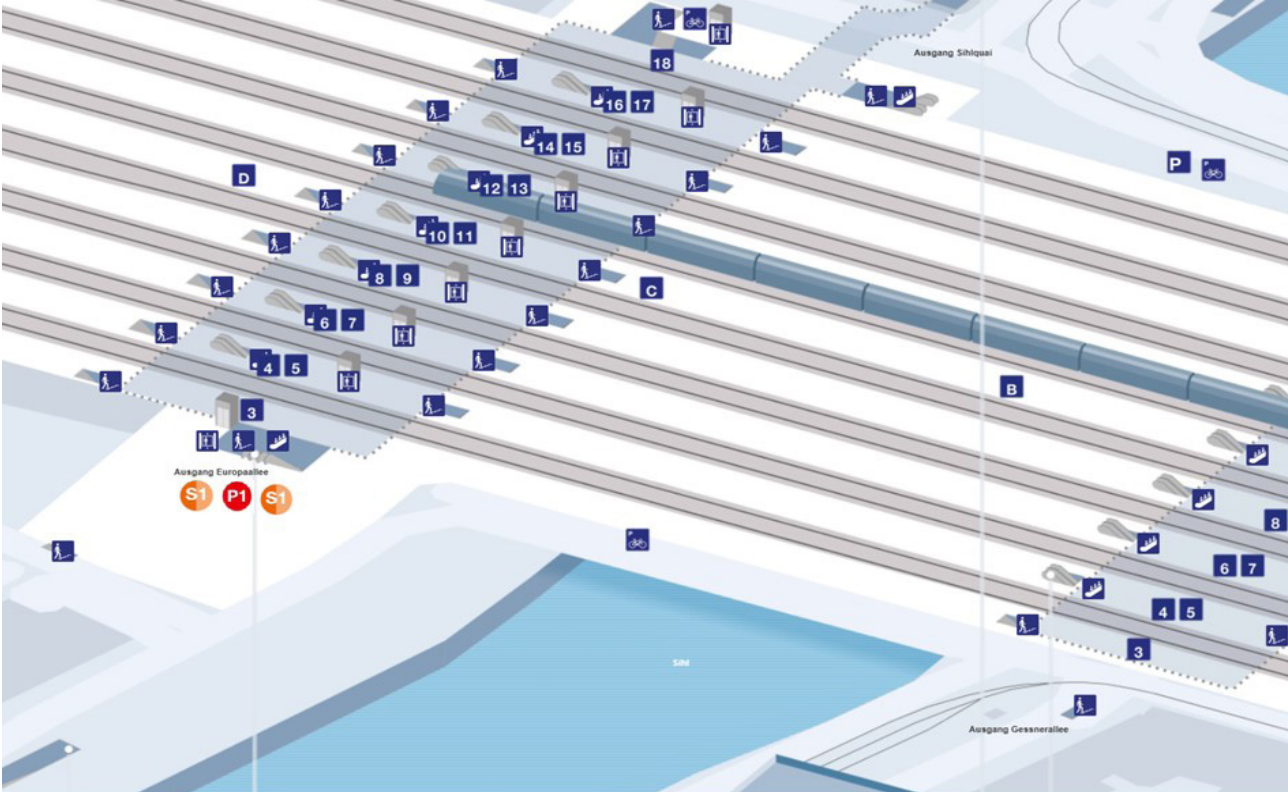
Promotions

Specifications Zurich Europaplatz



Zurich Europaplatz

Location plan



- S1 S1** Two half distribution points, exit Europaplatz
- P1** Promotion area, exit Europaplatz

Distribution points and promotion area



- S1** Two half distribution points, exit Europaplatz, max. 2 promoters per half distribution point.
Attention: Stand outside the canopy and the guide lines for the blind. The width of the stairs must be kept clear.

Observe the markings on the ground.



- P1** Promotion area, exit Europaplatz
 $6 \times 4 = 24\text{m}^2$, Observe the markings on the ground.

Services

SBB Free-Wifi	More information at: https://www.sbb.ch/bahnhof-services/am-bahnhof/dienstleistungen-am-bahnhof/free-wifi.html
Delivery	You must notify the porter in advance of delivery. Delivery is possible between 5am and 12.30pm. For more information, see «Logistics information / Delivery».
Power connections	Available. See details under «Power connections».
Storage room	A storage room is available. Use must be registered with the porter in advance. Distribution goods must be unloaded within 30 minutes and transported to the storage room. See information under «Logistics information / Delivery». There is a power connection in the storage room. Dimensions: height 2.20 m, width 1.70 m
Sampling of chilled products	Sampling of refrigerated products is possible to a limited extent: long-term parking of refrigerated vehicles must be specifically clarified in advance. Delivery and long-term parking must be booked in advance with the concierge. See information under «Logistics information / Delivery».
Parking	There are no parking spaces available except for delivery. Delivery may take a maximum of 30 minutes. The vehicle must then be driven away again. Longer downtimes must be specifically clarified.
Access to WC facilities	Access with SBB badge. The badge is issued by SBB Facility Management. Contact will be notified with the authorisation.

Important sampling informations

- No objects may be placed within 60 cm of guidance systems for visually impaired persons.
- Underpasses and lower levels are subject to a maximum headroom of 2.70 m for branded sampling containers (e.g. beach flags). Any damage to sprinkler equipment will have serious consequences, which will be charged to the agency or the customer.
- The wheeled containers may be brand-labelled (and so may beach flags etc.).
- With the split sampling point "S1" you benefit from a larger distribution radius and thus from more customer contacts. The maximum number of 4 promoters remains, i.e. a maximum of two per half sampling point.

Logistics information / Delivery Passage Sihlquai




From the Lagerstrasse turn right into Eisgasse 20.




Continue straight until you reach the pedestrian zone.



Continue straight through the pedestrian zone.



Before the track area, turn right into the underground.



Straight into the logistics centre.

Advance registration for delivery

- Deliveries must be booked in advance by email with the porter at Hält Management AG (acting on behalf of SBB): europaallee@hfm.ch

Additional information for suppliers

- Delivery is possible between 05:00 and 12:30.
- After consultation with the doorman, the truck can be left.
- Maximum vehicle mass:
Width 2.60 m / height 4 m / length 11.00 m
- No trailers possible.
- The goods may not be stored on the ramp or at the delivery point.
- SBB does not offer pallet exchanges.
- No hand pallet truck is available on site.


Delivery to the storage room and promotion area



From the ramp through the gate into the corridor, turn right.




Follow the corridor.



Turn left.




Turn right into the Sihlquai underpass.



Corridor to the exit Sihlquai underpass. Straight ahead to the logistics warehouse.



Logistics warehouse. 'Lager 3'. There is a power connection in the storage room.



Exit from the delivery corridor into the Sihlquai underpass.





Lift to Europaplatz.


Access to toilet facilities



Access to the toilets is in 'Halle Sihlquai' at the exit to the through station.



After entering through the door described above, walk along the corridor on the right until of the left-hand toilet labelled «WC Damen Retail». The designation is incorrect and will be changed later. It's a unisex toilet.



Power connections



Power connections

On the concrete parapet on the right, there is an electrator. The distance to the promotion area is approx. 15m. You must bring your own cable and your own cable duct that complies with current regulations. SBB does not provide the appropriate equipment.

The key to the electrator is handed over by SBB Facility Management. The contact will be communicated with the

